

Cone Drive

BY TIMKEN

DuoDrive

The DuoDrive is a torque dense, double enveloping solution that supplies input power to two gears simultaneously. The DuoDrive is designed for pinch rolling applications such as cold-roll forming, tube mills, and wire mills where high torque is needed to smoothly drive metal through high pressure mill rollers.

ROLL FORMING | METAL PROCESSING | FOOD PROCESSING | DUAL SCREW CONVEYOR DRIVES

PINCH ROLLING TORQUE

- Double-enveloping worm gearing supported with two input bearings
- One input shaft powering two output gears
- Unequal ratio configurations available
- Cast iron housing
- Water or fan cooled
- Best in class lead times
- 5 year warranty



CONFIGURE & DOWNLOAD YOUR MODEL AT

www.ConeTools.com

DuoDrive Solutions

S P E C I F I C A T I O N S

Center Distance: 2.0 thru 28 in

Exact Ratios: 5:1 thru 70:1
(additional ratios available upon request)

Unequal Ratios: 1:1 thru 4:1
(sizes 2.0 thru 12.0 in)

Reductions: Single or double

Output Torque_{ConstantSpeed} : $\leq 260,000$ lb-in


Input Shaft: Single or double extended




Motor Adaptation: NEMA, IEC, and servo

Output Shaft: Solid, hollow, or custom

Cooling Available: Fan or internal water



 Cone Drive Operations, Inc.
240 East 12th Street
Traverse City, MI 49684, USA

 +1.888.994.2663
 orders@conedrive.com
 conedrive.com



09202023

INDUSTRIAL MOTION CONTROL

Cone Drive's industrial gearboxes are built to control motion and deliver torque. Our right angle worm solutions are available in a wide variety of sizes and ratios and feature customizations sure to adapt to a variety of applications.

Right Angle, NEMA Driven Solutions



SERIES HP

- Single, double, or triple reduction
- Vented, cast iron construction
- Fan or water cooling available
- Wide range of sizes
- 5 year warranty



SERIES HP-A

- Universal housing
- Cast iron construction
- Fan cooling available
- Viton seals available
- Option drywell feature
- 5 year warranty



SERIES RG

- Single or in-line double reduction
- Cast iron housing
- Optional low backlash
- White epoxy or stainless steel paint available
- 5 year warranty



SERIES F

- IP69k rated
- 316 stainless steel adapter and housing
- Viton™ output seals
- Single or in-line double reduction
- Optional low backlash
- 5 year warranty



SERIES B

- Conex proprietary worm gearing
- Aluminum housing
- Single or double reduction
- Optional wash down design
- 2 year warranty

Pinch Rolling Solutions



DUODRIVE

- Designed for pinch rolling applications
- One input shaft powering two output gears
- Unequal ratio configurations available
- Cast iron housing
- Water or fan cooled
- 5 year warranty

Slewing Solutions



SLEW DRIVES & SLEW BEARINGS

- Select sizes available from stock
- Low profile
- Sealed drive options available
- Capable of combined tilting, radial, and axial loads
- Strong shock resistance
- Long life performance
- 2 year warranty



CONFIGURE & DOWNLOAD YOUR MODEL AT

www.ConeTools.com



📍 Cone Drive Operations, Inc.
240 East 12th Street
Traverse City, MI 49684, USA

☎ +1.888.994.2663
✉ orders@conedrive.com
🌐 conedrive.com



09232023