



# Cone Drive

BY TIMKEN

## Cone Drive Gear Sets


Since 1925, customers have been trusting Cone Drive's double-enveloping worm gearing to provide the power and precision required for various applications. For customers who would like the additional performance of a Cone Drive gear set while maintaining their current housing, Cone Drive can manufacture a gear set to fit into most any application.

FOOD & PACKAGING | AEROSPACE & DEFENSE | PHARMACEUTICAL & MEDICAL | OIL & GAS

MADE IN  
USA

### TRUSTED SINCE 1925

- Zero, low, or standard backlash available
- Supplied as matched sets
- Wide range of exact ratios and sizes
- Adaptable to a multitude of customer specific applications
- Custom ratios available upon request
- Competitive lead times
- 1 year warranty



CONFIGURE & DOWNLOAD YOUR MODEL AT [www.ConeTools.com](http://www.ConeTools.com)

Gear Sets

# S P E C I F I C A T I O N S

**Center Distance:** 1.5 thru 36 in

**Ratio:** 5:1 thru 70:1

**Gear Materials:** Tin + aluminum bronze, ductile iron, steel aluminum, Torlon®


**Worm Materials:** Hardened Steel + Nitride, Stainless Steel




**Modified Output Configuration:** Keyways, splines

**Custom Design Options:** Custom center distance, custom ratios

**Special Ratios:** Up to 200:1 single stage (size dependent), sector gears



 Cone Drive Operations, Inc.  
240 East 12th Street  
Traverse City, MI 49684, USA

 +1.888.994.2663  
 [orders@conedrive.com](mailto:orders@conedrive.com)  
 [conedrive.com](http://conedrive.com)



03232022